


ENJOY THE VIEW FROM 630 FEET

GATEWAY ARCH

AT THE CORE OF DISCOVERY



**ST. LOUIS HAS AN AMAZING
NATIONAL
TREASURE
THAT'S WORTH DISCOVERING**

The nation's tallest monument, reaching 630 feet, the Gateway Arch has welcomed visitors for more than 40 years with its iconic, awe-inspiring shape. It anchors Downtown St. Louis and the Core of Discovery — an attractions district rich in history, art and culture.



THERE'S MORE AT THE CORE



In addition to the Gateway Arch, the Core showcases a wealth of fun, amazing — and often surprising — activities to explore, experience and discover in Downtown St. Louis!

Old Courthouse ★ FREE

3 Experience U.S. history during a visit to the Old Courthouse at the Jefferson National Expansion Memorial, where slaves Dred and Harriet Scott sued for their freedom and Virginia Minor fought for women's right to vote.

Visit the Old Courthouse Museum Store for historic items and other gifts.



Gateway Arch Riverboats

4 Cruise the Mississippi River on a replica 19th-century paddle-wheel boat. Sightseeing, dinner and fun-filled specialty cruises are available. Enjoy a casual lunch with amazing views of the Arch at the Arch View Café on the dock. Visit the gift shop for souvenirs and sundries. Riverboats cruise March through November, weather permitting.



THE GATEWAY ARCH EXPERIENCE

1

The vision of renowned architect Eero Saarinen, the Gateway Arch celebrates Thomas Jefferson and St. Louis' role in the westward expansion of the United States.

Stand at its base and take your best photograph. Then head inside — the amazing view outside is only half the experience!



Journey to the Top ★

Take an adventure to the top of the 630-foot Gateway Arch on a tram and enjoy unparalleled,

birds-eye views of St. Louis.

Museum of Westward Expansion ★ FREE

Experience the Old West by seeing how mountain men lived in the 1800s, peeking inside a covered wagon and viewing rare Indian Peace Medals.

Movies ★

Witness the breathtaking construction of the Arch in the award-winning documentary "Monument to the Dream" at Tucker Theater.

Also, view a movie on the Odyssey Theater's four-story screen, complete with THX® sound.

Shopping at The Arch

The Levee Mercantile offers sweet and savory food snacks and many unique items in a replica 1870s St. Louis mercantile. The Museum Store in the Arch carries a wide selection of educational toys, books, videos and apparel. Purchases support Gateway Arch programming.






Jefferson National Expansion Memorial ★ FREE

2 The Gateway Arch and Old Courthouse sit on more than 90 acres, featuring beautifully landscaped green space for picnicking, running, walking or an impromptu catch or Frisbee session.

Enjoy free events, exhibits and activities presented by the National Park Service at the Gateway Arch and Old Courthouse, including programs for families and children.

www.nps.gov/jeff



*The Tom Sawyer Riverboat
and the Eads Bridge*

Discovery Bike Rentals

5 Capture the sights and sounds of St. Louis on a rental bicycle or quadcycle, which the whole family can enjoy. Rentals are available from April through October, weather permitting.

Riverfront Trail FREE

6 Experience historic and industrial areas along this asphalt trail featuring floodwall art, the Mississippi-Missouri River confluence and Mary Meacham Freedom Crossing, a national Underground Railroad site.






Citygarden

Citygarden FREE

7 Explore this vibrant and exciting sculpture park featuring beautiful art, gorgeous landscaping and an exuberant "spray plaza." A beautiful blend of art, architecture and landscape.

Core of Discovery Walking Tours FREE

 Explore the Core of Discovery and all it has to offer from architecture to history and art to citizenship.

Highlights include:

Eads Bridge – an engineering masterpiece that linked St. Louis to the east bank of the Mississippi in 1874.

Kiener Plaza – features fountains, a waterfall and "The Runner" by sculptor William Zorach.

Union Station – a National Historic Landmark offering unique shops, restaurants and entertainment venues.

See CoreOfDiscovery.com to view tours and print your tour map today!



Spray Plaza at Citygarden


**BUY TICKETS ONLINE AT
COREOFDISCOVERY.COM**

EXPLORE THE CORE

WHAT WILL YOU DISCOVER?



THE CORE OF DISCOVERY, ST. LOUIS

- | | | | |
|----------|--|---|-----------------------------------|
| 1 | The Gateway Arch ★ | 6 | Riverfront Trail |
| 2 | Jefferson National Expansion Memorial ★ | 7 | Citygarden |
| 3 | Old Courthouse ★ | P | Parking |
| 4 | Gateway Arch Riverboats | M | MetroLink Light Rail |
| 5 | Discovery Bike Rentals |  | Motor Coach and RV Parking |

★ Denotes Jefferson National Expansion Memorial



For more information on all the Core of Discovery has to offer, call toll free 1-877-982-1410 or visit COREOFDISCOVERY.COM

TICKETS

BUY TICKETS ONLINE AT COREOFDISCOVERY.COM

Ticket Prices	ADULTS (16 and over)	CHILDREN (3-15)	NATIONAL PARK PASSPORT
JOURNEY TO THE TOP (TRAM)	\$10.00	\$5.00	\$7.00
GIANT SCREEN MOVIE	\$7.00	\$2.50	\$4.00
DOCUMENTARY MOVIE	\$7.00	\$2.50	\$4.00
RIVERBOAT CRUISE	\$14.00	\$8.00	NA
DINNER CRUISE	\$42.00	\$20.00	NA
EXPLORER COMBO <i>Tram and Giant Screen Movie</i>	\$14.00	\$7.50	\$11.00
BUILDER COMBO <i>Tram and Documentary</i>	\$14.00	\$7.50	\$11.00
CAPTAIN COMBO <i>Tram and Riverboat Cruise</i>	\$24.00	\$13.00	\$21.00
<i>BIKE RENTAL</i>	<i>Please inquire at office or online.</i>		

PLEASE NOTE:

Each adult tram or movie ticket includes a \$3.00 National Park Service entrance fee. All federal recreation passports are honored. Ticket prices and hours are subject to change.


SUMMER HOURS

Memorial Day through Labor Day
8 a.m. to 10 p.m.

WINTER HOURS

Labor Day through Memorial Day
9 a.m. to 6 p.m.

Parking

 Parking is available in the Core of Discovery Parking Garage located on the north edge of the Arch grounds on Washington Avenue.

Motor Coach parking is available along Leonor K. Sullivan.

Metro Transit

 Take MetroLink to the Core of Discovery. Board at any MetroLink station and exit at the Arch-Laclede's Landing Station, then follow the walkway to the Arch grounds. Also, take the Downtown Trolley to explore downtown.

Accessibility

 All attractions and facilities at The Core of Discovery - with the exception of the Journey to the Top - are wheelchair accessible. For hearing-impaired visitors, audio enhancement devices are available upon request at the Gateway Arch Information Desk.

Group Sales

Groups are welcome to Explore, Experience and Discover! For group sales and information, call 877-982-1410 for reservations and discounts, or visit GatewayArch.com.